

## Electric heater 1500 W 40cm G 3/4" cassette



Price: **53.00 PLN** gross

**53.00 PLN** for szt.

Manufacturer: **Cheri**

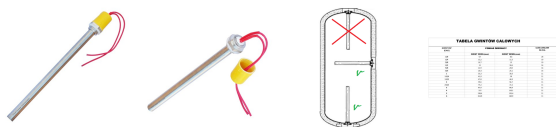
Referention number: **EHC 1500 G3/4 40 304**

Condition:: **New**

Quantity: 123 pcs.

### Information:

Electric heater 1500 W (thread G 3/4") cassette



## Product features

|                |         |
|----------------|---------|
| Power supply:  | 230V AC |
| Nominal power: | 1500 W  |
| Thread:        | G 3/4"  |
| Length:        | 40 cm   |

## Full product description

### Application:

E.g., for heating water in a domestic hot water tank.

Narrow cartridge heater that can be installed in any DHW tank in place of a 3/4 inch connection.

### Technical data:

- Nominal voltage: 230V AC
- Nominal power: 1500 W
- Heating element length: 400 mm.
- Heating element diameter: 20 mm.

- Thread: external G 3/4"

- Heating element material: SUS304 stainless steel

#### Recommendations:

**i Information:** Pre-drying the heater before installation (without packaging and plastic elements) in an oven or technical dryer at approximately 100–120°C for 1.5-2 hours can improve electrical insulation, reduce leakage currents, and minimize the risk of RCD tripping, resulting in a longer lifespan for the heating element.

**Note:** The heater must not be connected to the power supply or operated "dry"; installation and first start-up must be performed only in a completely filled and vented tank.

**IMPORTANT:** For safety reasons, the electrical installation must be performed by a person with appropriate qualifications. It is absolutely necessary to ensure proper grounding by connecting the protective conductor (PE) to the tank.

**Note:** Heating elements made of stainless steel (SUS201, SUS304, Incoloy 800) should not be installed in tanks or systems made of other metals, such as galvanized steel, carbon steel, copper, or aluminum. Direct contact between different metals in the presence of water leads to electrochemical corrosion, which can result in accelerated degradation of components, leaks, and loss of warranty — for both the heating element and the tank. To ensure proper material compatibility, it is recommended to install heating elements only in tanks made of a similar grade of stainless steel.

Vertical installation is permitted, but only from the bottom of the tank. Installing the heater vertically from the top of the tank is prohibited, as the lack of a "dead zone" can lead to overheating and damage due to burnout.

Additionally, the use of appropriate control, such as an electronic controller or thermostat, is recommended. The electric heater is not designed for continuous operation; therefore, proper control is crucial for its safe and efficient use.

## Related products



Controller SR868C8  
450.00 PLN




Thermostat with t...  
85.00 PLN




Controller TK-7Y  
180.00 PLN



Controller TK-7  
180.00 PLN



Kontroler Prophet...  
180.00 PLN



Kontroler HLC-388  
175.00 PLN



TK-5a controller ...  
140.00 PLN